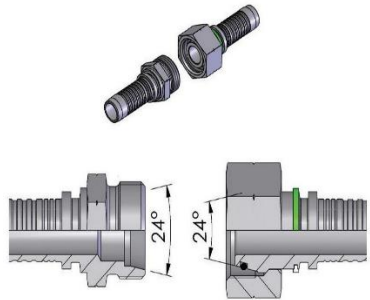




METRIC - METRICO 24°

LIGHT - SERIE LEGGERA

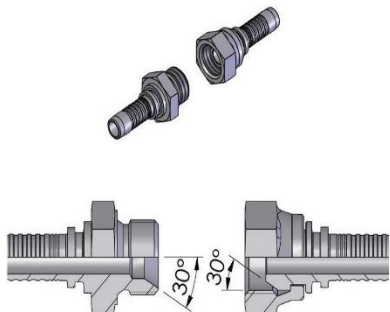


Ref.	Thread Filettatura	Torque - Coppie +10% Nm -0 %	Working pressure Pressione di esercizio ISO 8434-1
06	12 x 1,5	20	250
08	14 x 1,5	25	250
10	16 x 1,5	35	250
12	18 x 1,5	40	250
15	22 x 1,5	50	250
18	26 x 1,5	60	160
22	30 x 2	80	160
28	36 x 2	140	100
35	45 x 2	175	100
42	52 x 2	190	100

HEAVY - SERIE PESANTE

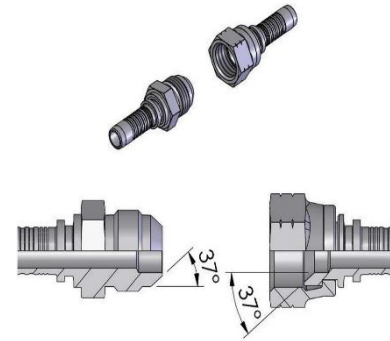
Ref.	Thread Filettatura	Torque - Coppie +10% Nm -0 %	Working pressure Pressione di esercizio ISO 8434-1
06	14 x 1,5	30	630
08	16 x 1,5	30	630
10	18 x 1,5	40	630
12	20 x 1,5	50	630
14	22 x 1,5	60	630
16	24 x 1,5	80	400
20	30 x 2	100	400
25	36 x 2	140	400
30	42 x 2	180	250
38	52 x 2	220	250

BSP 60°



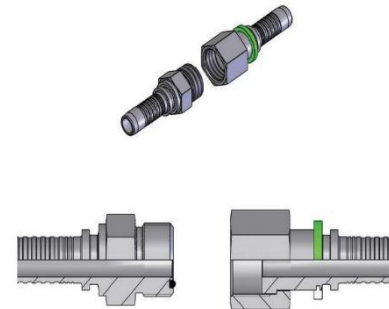
Thread Filettatura	Torque - Coppie +10% Nm -0 % ISO 8434-6	Working pressure Pressione di esercizio ISO 8434-6
1/8-28	10	350
1/4-19	20	350
3/8-19	35	350
1/2-14	60	315
5/8-14	70	315
3/4-14	115	250
1"-11	140	200
1 1/4-11	210	160
1 1/2-11	290	125
2"	-	80

JIC 37°



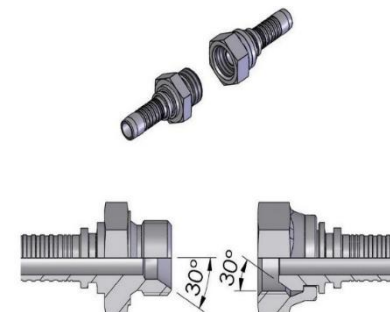
Thread Filettatura	Torque - Coppie +10% Nm -0 % ISO 8434-2	Working pressure Pressione di esercizio ISO 8434-2
7/16-20	15	350
1/2-20	19	350
9/16-18	24	350
3/4-18	49	310
7/8-14	77	240
1 1/16-12	107	240
1 3/16-12	118	210
1 5/16-12	147	210
1 5/8-12	172	170
1 7/8-12	215	140
2 1/2	-	105

ORFS



Thread Filettatura	Torque - Coppie +10% Nm -0 % ISO 8434-3	Working pressure Pressione di esercizio ISO 8434-3
9/16-18	25	630
11/16-16	40	630
13/16-16	55	630
1"-14	60	400
1 3/16-12	90	400
1 7/16-12	125	400
1 11/16-12	170	250
2"-12	200	250

METRIC - METRICO 60°



Thread Filettatura	Torque - Coppie +10% Nm -0 %
M10X1	10
M12X1,5	20
M14X1,5	45
M16X1,5	55
M18X1,5	70
M20X1,5	80
M22X1,5	80
M26X1,5	80
M30X1,5	100